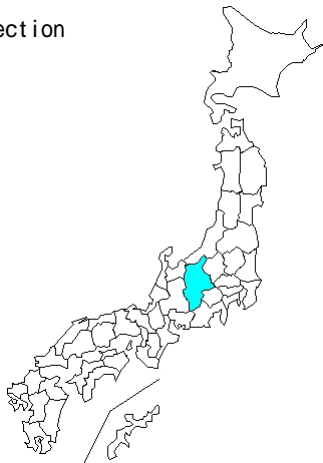


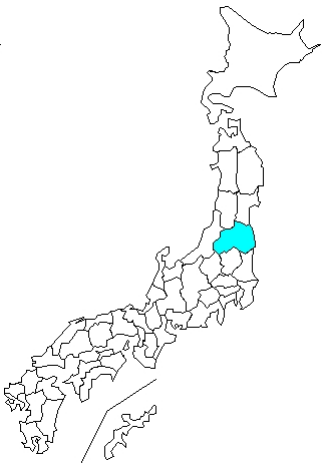
Reports of detection



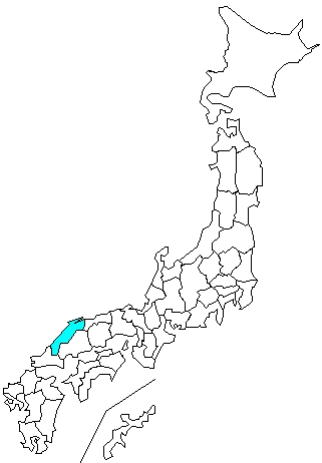
1W
(01/02-01/08)
1 case



2W
(01/09-01/15)
no case



3W
(01/16-01/22)
1 case



4W
(01/23-01/29)
1 case

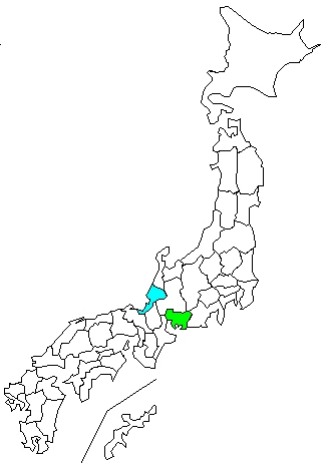
Reports of detection



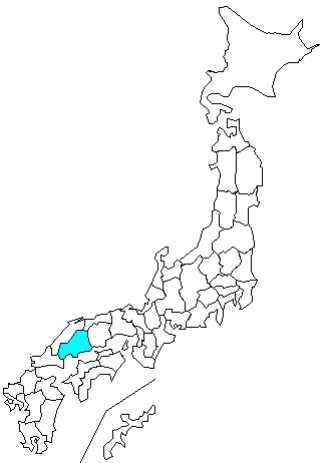
5W
(01/30-02/05)
no case



6W
(02/06-02/12)
no case

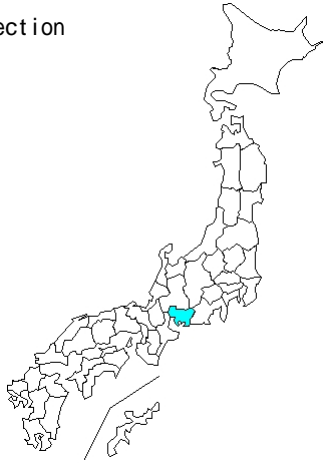


7W
(02/13-02/19)
3 cases

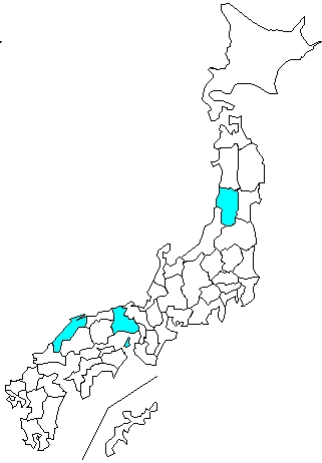


8W
(02/20-02/26)
1 case

Reports of detection



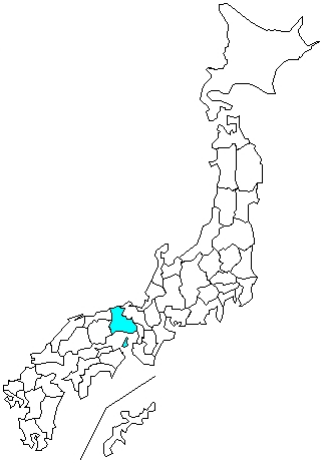
9W
(02/27-03/05)
1 case



10W
(03/06-03/12)
3 cases



11W
(03/13-03/19)
no case

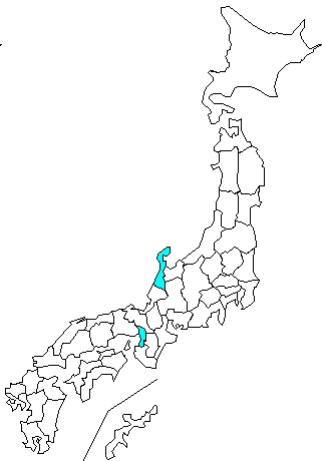


12W
(03/20-03/26)
1 case

Reports of detection



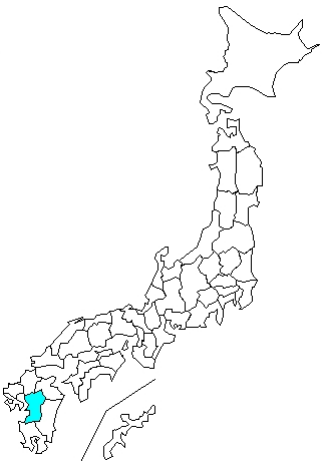
13W
(03/27-04/02)
no case



14W
(04/03-04/09)
2 cases



15W
(04/10-04/16)
no case



16W
(04/17-04/23)
1 case

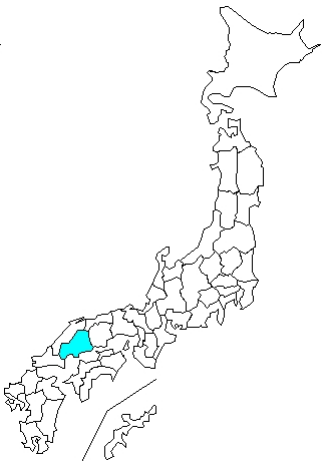
Reports of detection



17W
(04/24-04/30)
no case



18W
(05/01-05/07)
no case

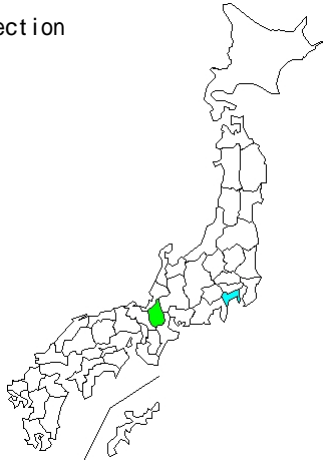


19W
(05/08-05/14)
1 case

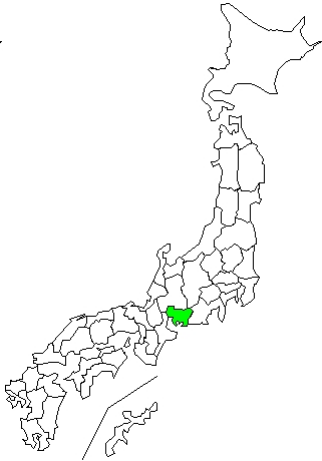


20W
(05/15-05/21)
1 case

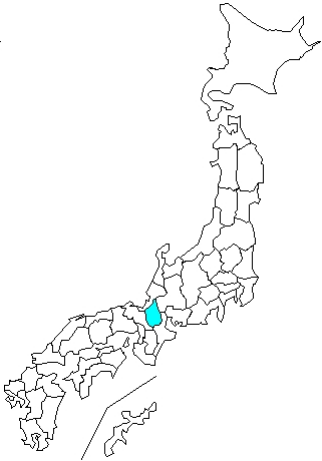
Reports of detection



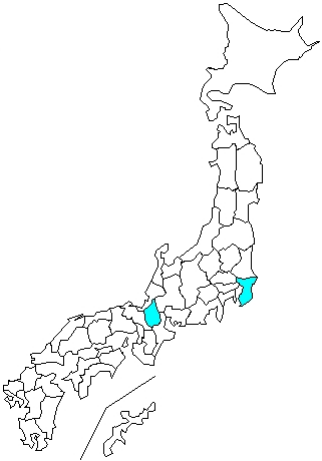
21W
(05/22-05/28)
3 cases



22W
(05/29-06/04)
2 cases



23W
(06/05-06/11)
1 case



24W
(06/12-06/18)
2 cases

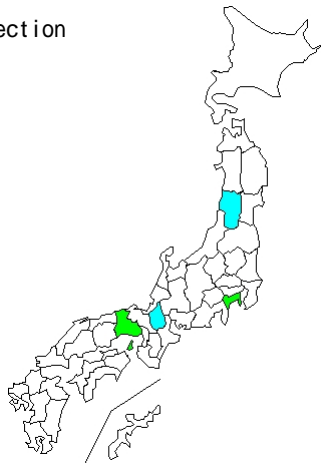
Isolation/detection of group A coxsackievirus 16 by prefecture, 2006

(Infectious Agents Surveillance Report: Data based on the reports received before December 30, 2006 from public health institutes)

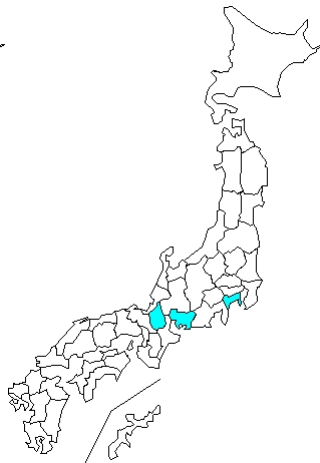
IASR

Infectious Agents Surveillance Report

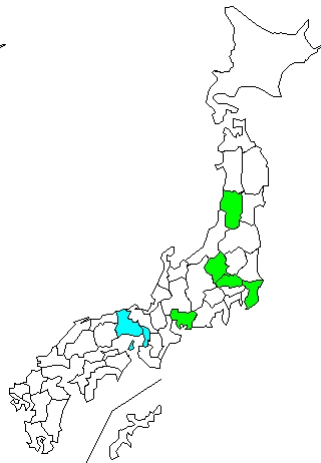
Reports of detection



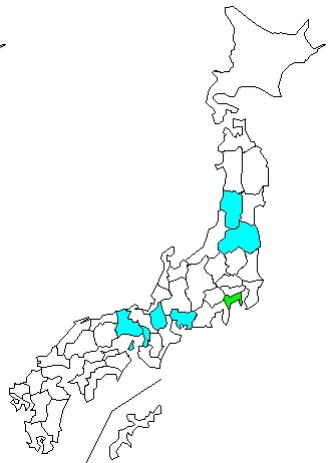
25W
(06/19-06/25)
6 cases



26W
(06/26-07/02)
3 cases

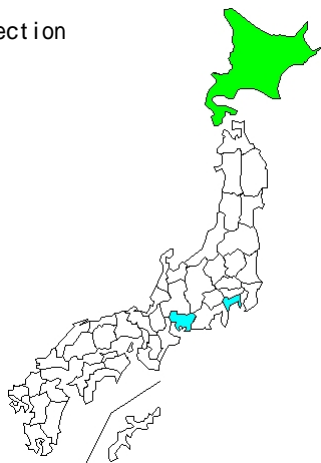


27W
(07/03-07/09)
12 cases

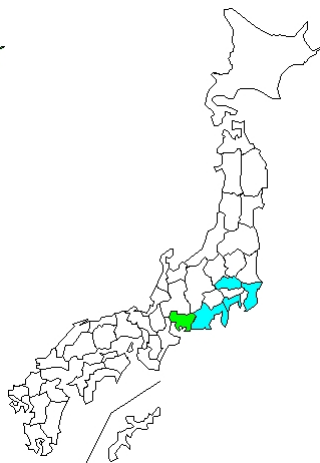


28W
(07/10-07/16)
8 cases

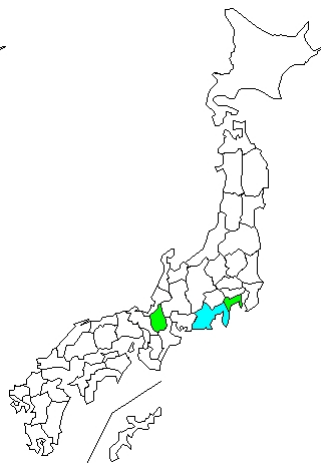
Reports of detection



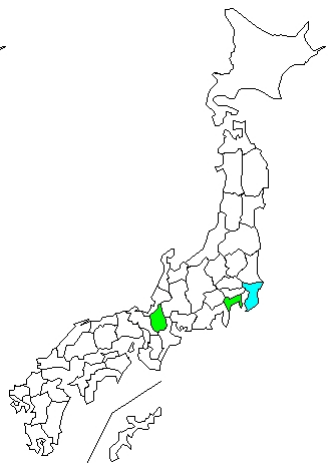
29W
(07/17-07/23)
5 cases



30W
(07/24-07/30)
8 cases

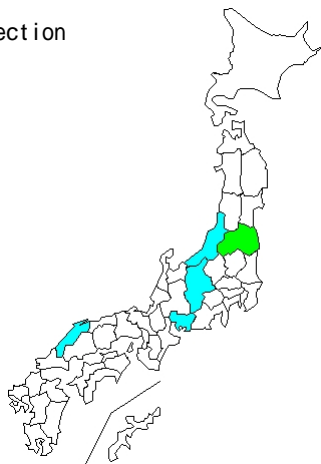


31W
(07/31-08/06)
6 cases

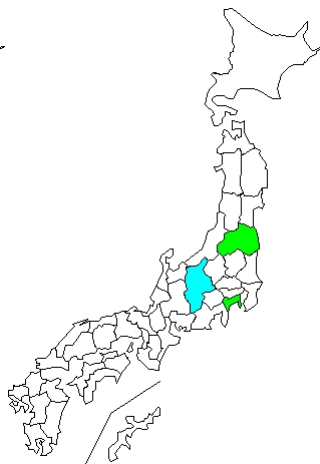


32W
(08/07-08/13)
6 cases

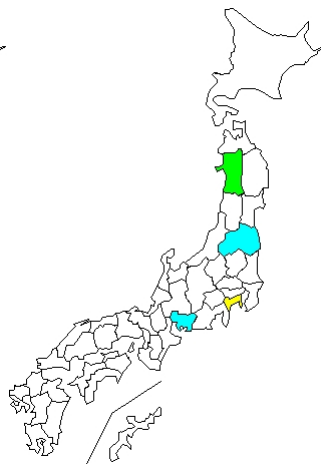
Reports of detection



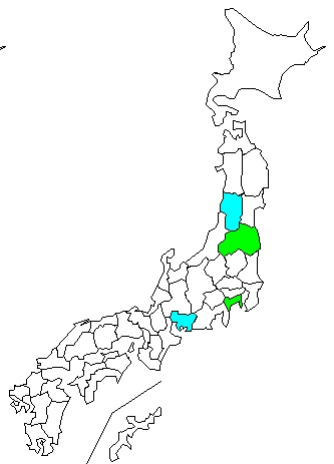
33W
(08/14-08/20)
8 cases



34W
(08/21-08/27)
6 cases



35W
(08/28-09/03)
10 cases



36W
(09/04-09/10)
9 cases

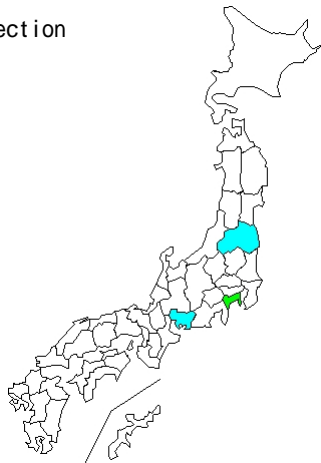
Isolation/detection of group A coxsackievirus 16 by prefecture, 2006

(Infectious Agents Surveillance Report: Data based on the reports received before December 30, 2006 from public health institutes)

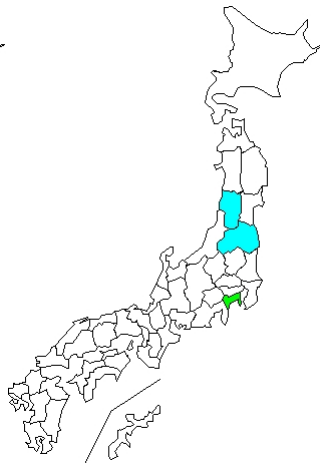
IASR

Infectious Agents Surveillance Report

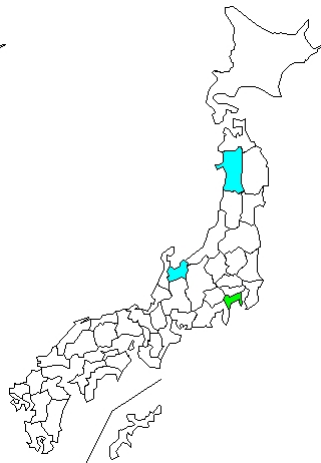
Reports of detection



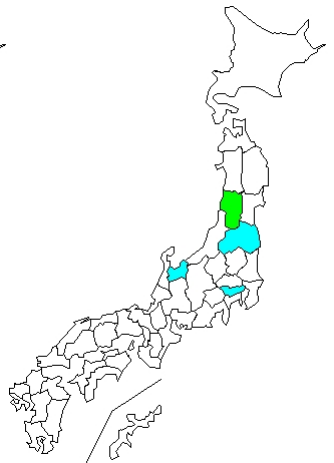
37W
(09/11-09/17)
4 cases



38W
(09/18-09/24)
4 cases

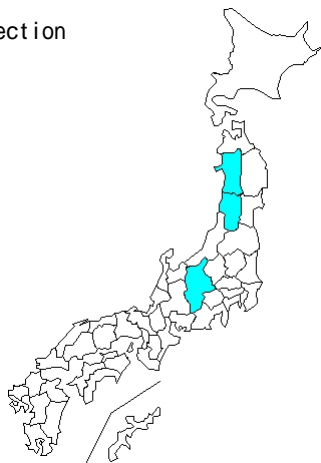


39W
(09/25-10/01)
5 cases



40W
(10/02-10/08)
5 cases

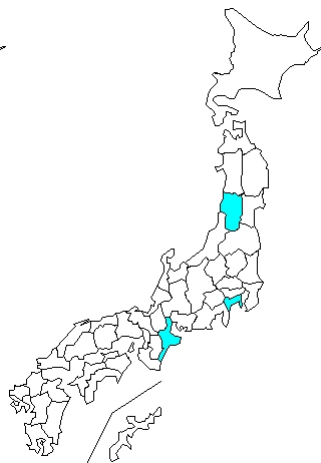
Reports of detection



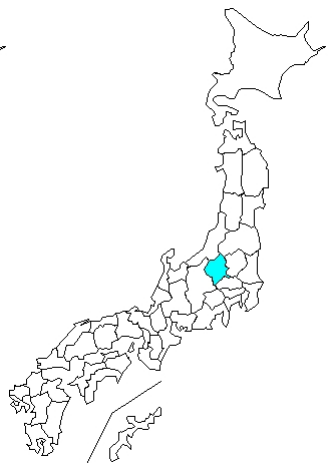
41W
(10/09-10/15)
3 cases



42W
(10/16-10/22)
no case

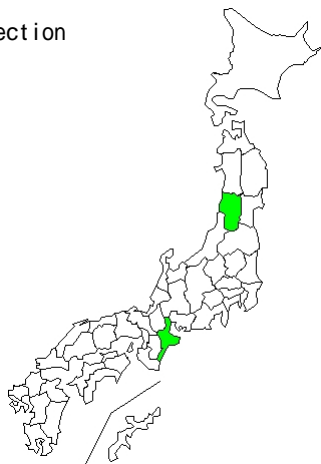


43W
(10/23-10/29)
3 cases

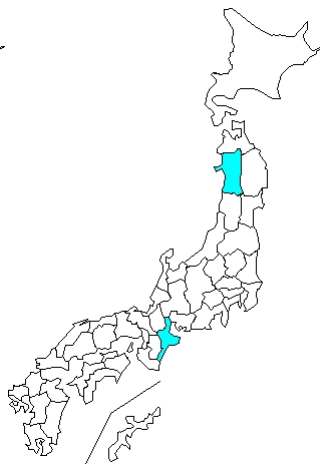


44W
(10/30-11/05)
1 case

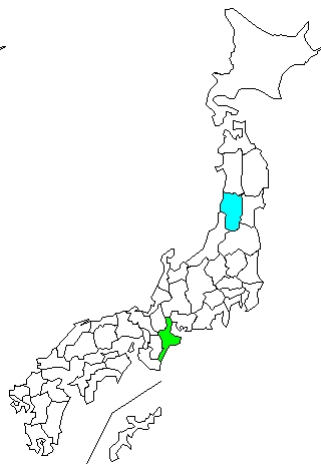
Reports of detection



45W
(11/06-11/12)
4 cases



46W
(11/13-11/19)
2 cases



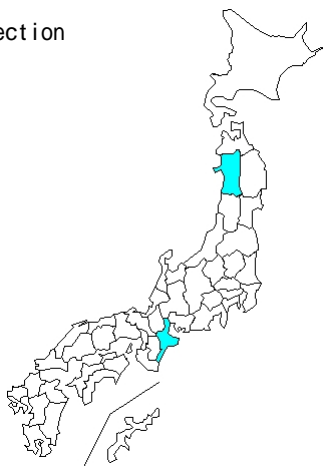
47W
(11/20-11/26)
3 cases



48W
(11/27-12/03)
no case

Isolation/detection of group A coxsackievirus 16 by prefecture, 2006
(Infectious Agents Surveillance Report: Data based on the reports received before December 30, 2006 from public health institutes)

Reports of detection



49W
(12/04-12/10)
2 cases



50W
(12/11-12/17)
no case



51W
(12/18-12/24)
no case



52W
(12/25-12/31)
no case