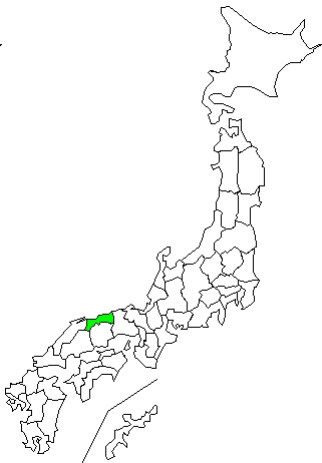


Isolation/detection of group A coxsackievirus 16 by prefecture, 2008
(Infectious Agents Surveillance Report: Data based on the reports received before December 26, 2008 from public health institutes)

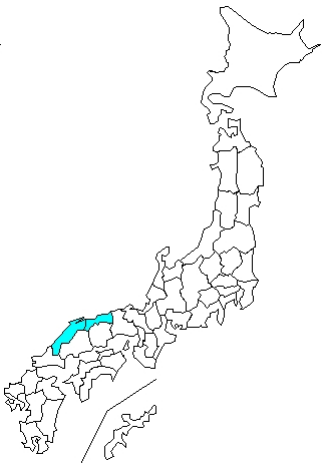
Reports of detection



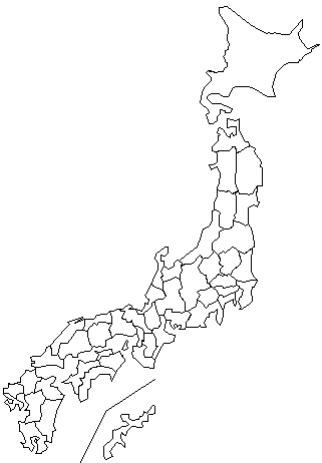
1W
(12/31-01/06)
no case



2W
(01/07-01/13)
4 cases

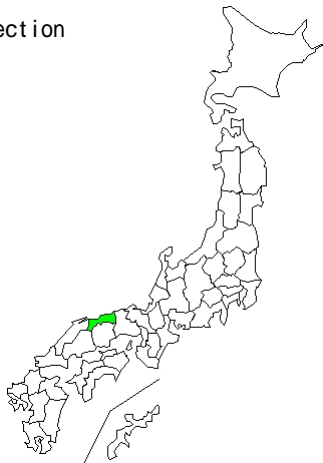


3W
(01/14-01/20)
2 cases

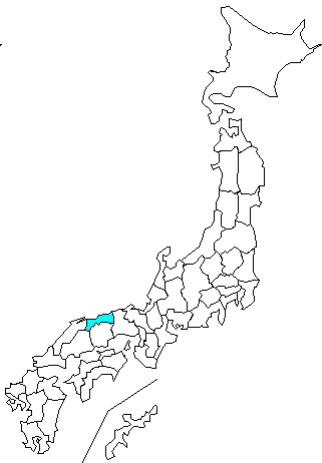


4W
(01/21-01/27)
no case

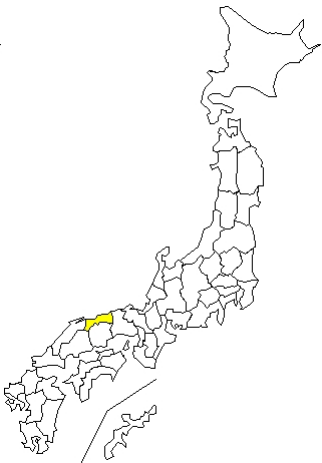
Reports of detection



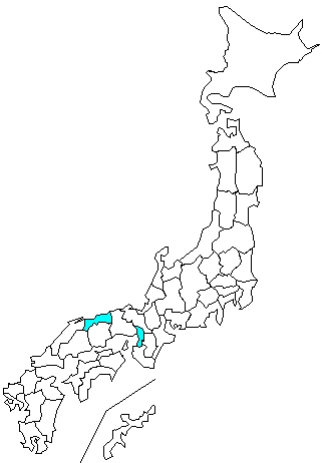
5W
(01/28-02/03)
2 cases



6W
(02/04-02/10)
1 case

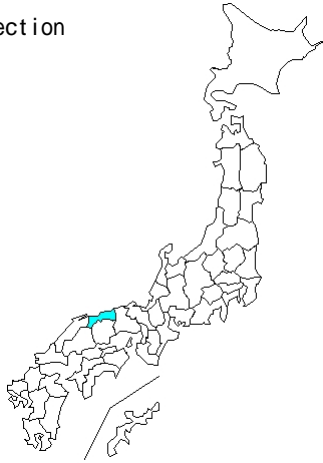


7W
(02/11-02/17)
6 cases

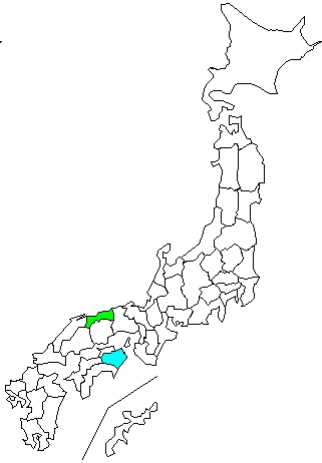


8W
(02/18-02/24)
2 cases

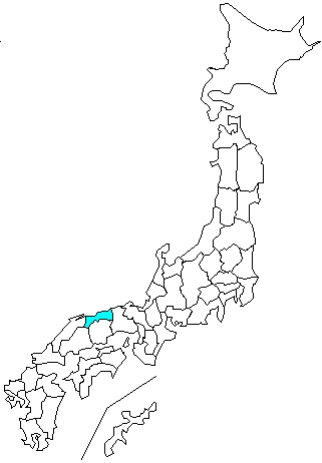
Reports of detection



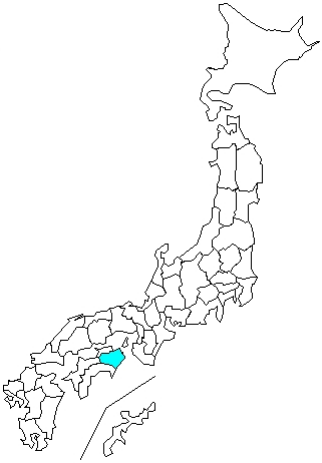
9W
(02/25-03/02)
1 case



10W
(03/03-03/09)
3 cases



11W
(03/10-03/16)
1 case



12W
(03/17-03/23)
1 case

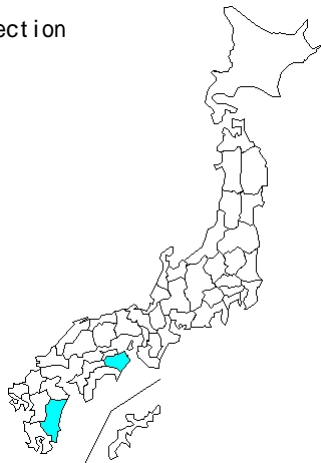
Isolation/detection of group A coxsackievirus 16 by prefecture, 2008

(Infectious Agents Surveillance Report: Data based on the reports received before December 26, 2008 from public health institutes)

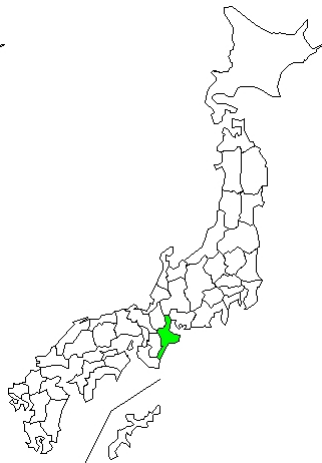
IASR

Infectious Agents Surveillance Report

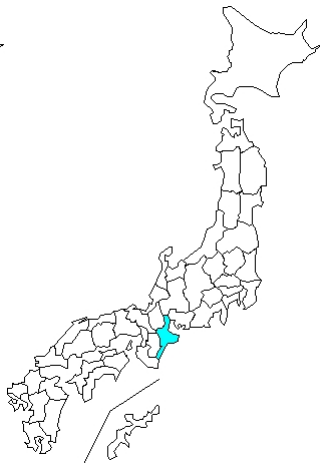
Reports of detection



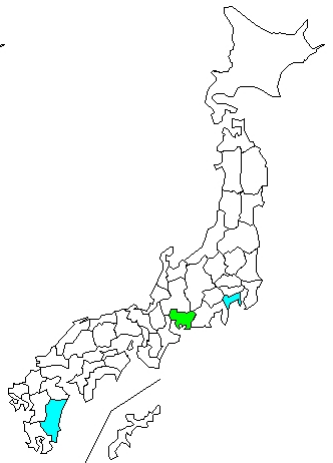
13W
(03/24-03/30)
2 cases



14W
(03/31-04/06)
2 cases



15W
(04/07-04/13)
1 case

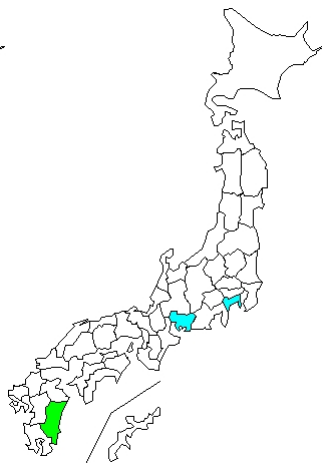


16W
(04/14-04/20)
4 cases

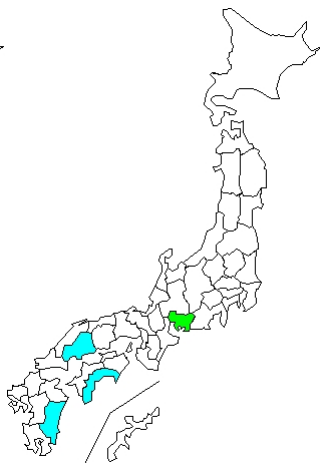
Reports of detection



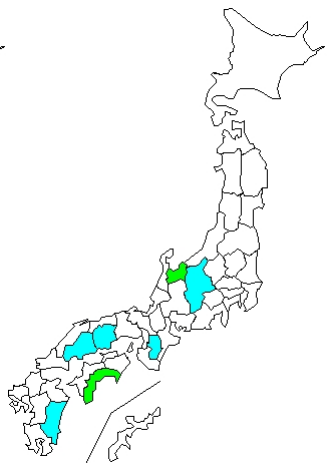
17W
(04/21-04/27)
2 cases



18W
(04/28-05/04)
4 cases

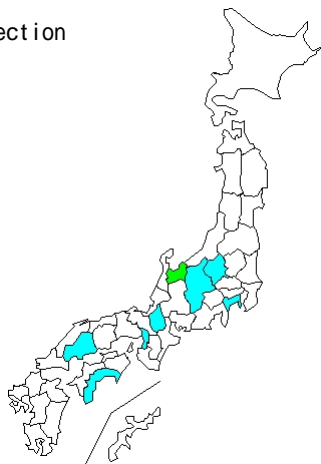


19W
(05/05-05/11)
8 cases

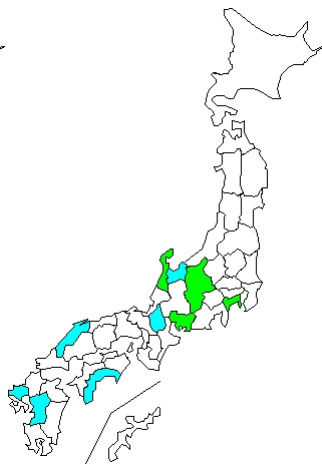


20W
(05/12-05/18)
10 cases

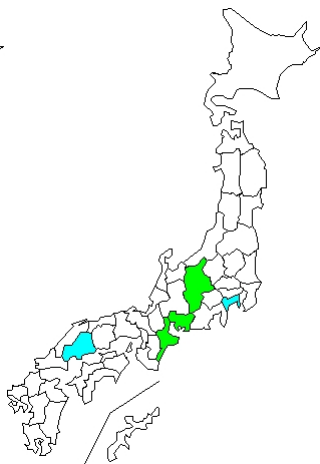
Reports of detection



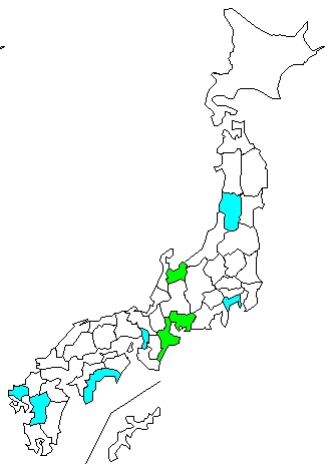
21W
(05/19-05/25)
9 cases



22W
(05/26-06/01)
18 cases



23W
(06/02-06/08)
9 cases



24W
(06/09-06/15)
15 cases

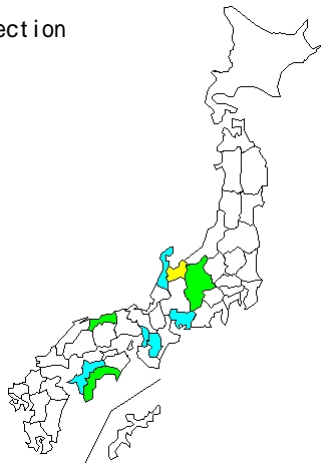
Isolation/detection of group A coxsackievirus 16 by prefecture, 2008

(Infectious Agents Surveillance Report: Data based on the reports received before December 26, 2008 from public health institutes)

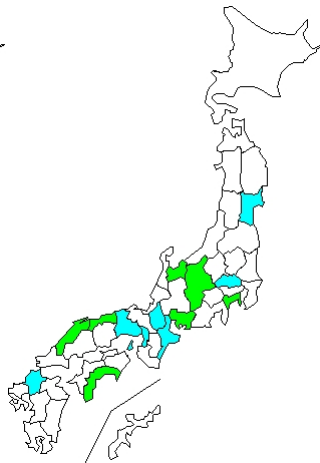
IASR

Infectious Agents Surveillance Report

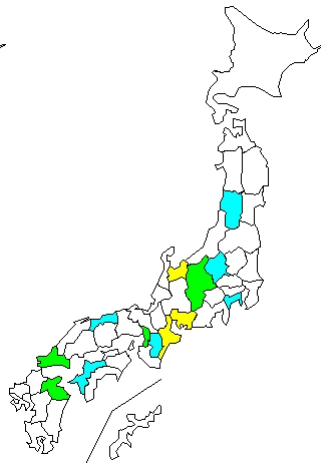
Reports of detection



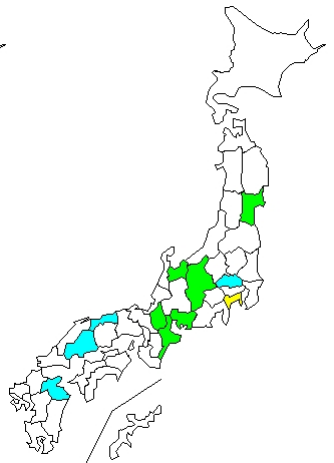
25W
(06/16-06/22)
22 cases



26W
(06/23-06/29)
30 cases

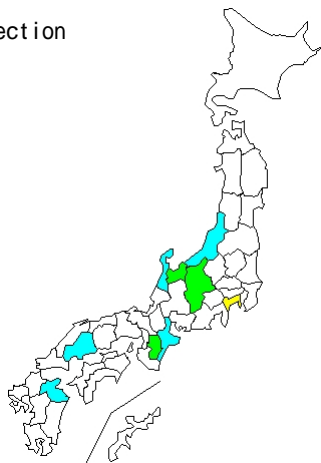


27W
(06/30-07/06)
40 cases

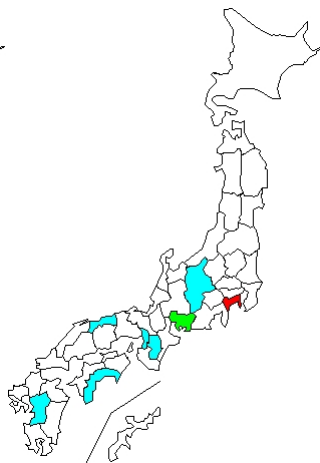


28W
(07/07-07/13)
29 cases

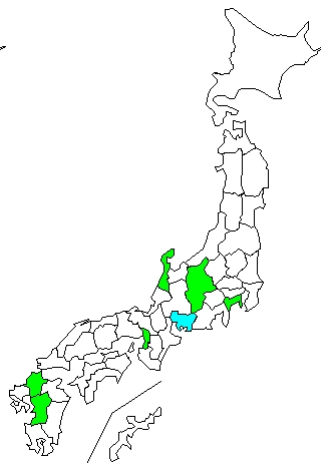
Reports of detection



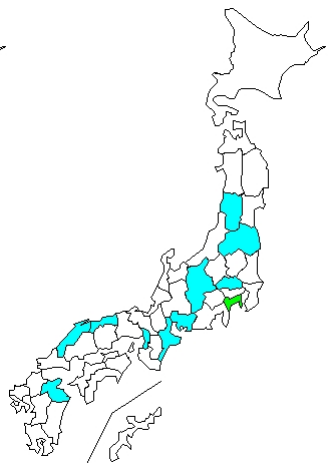
29W
(07/14-07/20)
21 cases



30W
(07/21-07/27)
20 cases

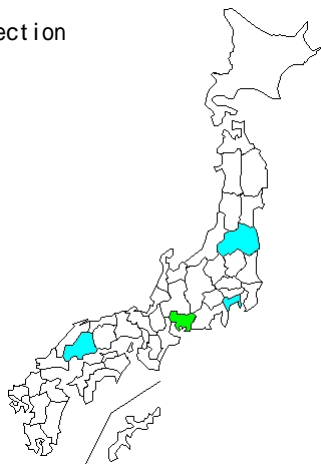


31W
(07/28-08/03)
17 cases

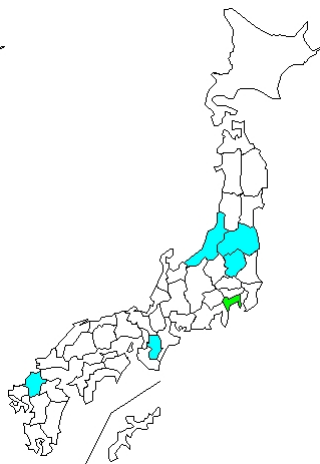


32W
(08/04-08/10)
12 cases

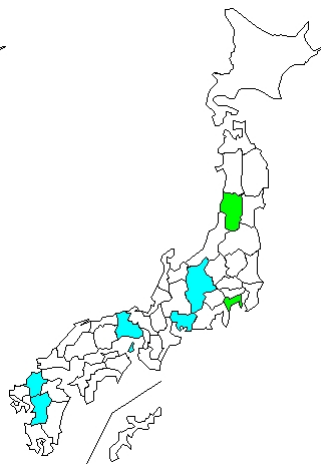
Reports of detection



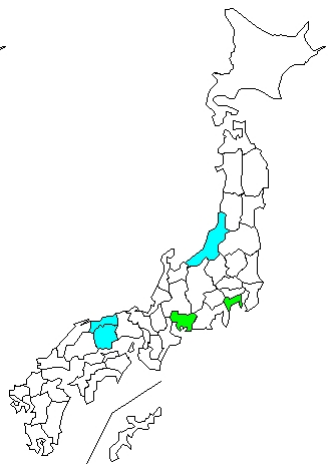
33W
(08/11-08/17)
5 cases



34W
(08/18-08/24)
7 cases



35W
(08/25-08/31)
9 cases



36W
(09/01-09/07)
9 cases

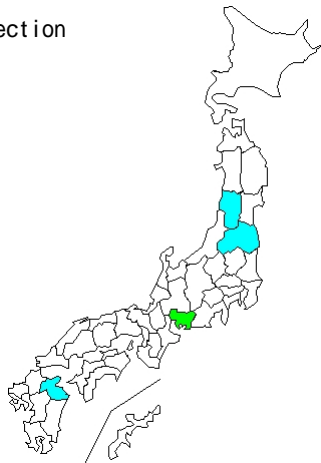
Isolation/detection of group A coxsackievirus 16 by prefecture, 2008

(Infectious Agents Surveillance Report: Data based on the reports received before December 26, 2008 from public health institutes)

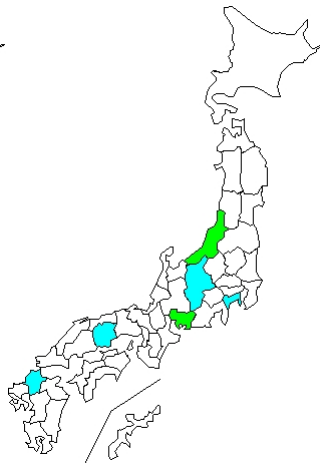
IASR

Infectious Agents Surveillance Report

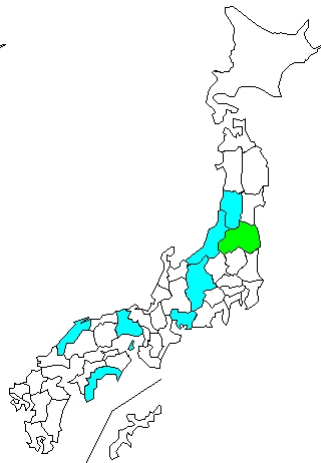
Reports of detection



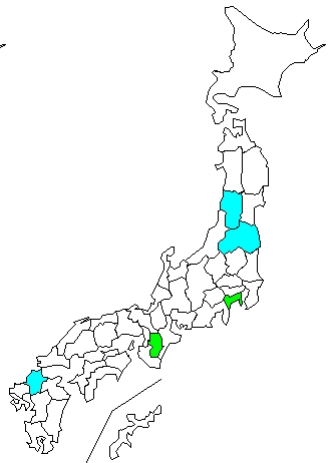
37W
(09/08-09/14)
7 cases



38W
(09/15-09/21)
8 cases

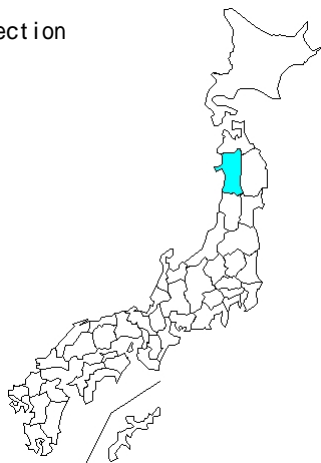


39W
(09/22-09/28)
10 cases

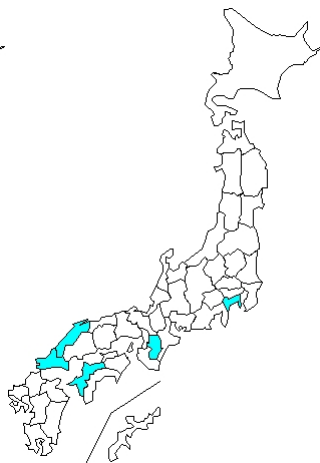


40W
(09/29-10/05)
9 cases

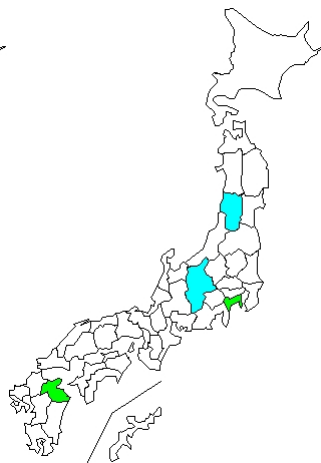
Reports of detection



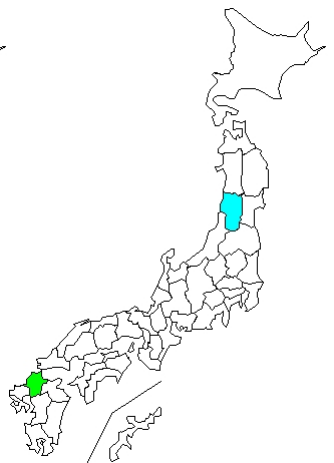
41W
(10/06-10/12)
1 case



42W
(10/13-10/19)
5 cases

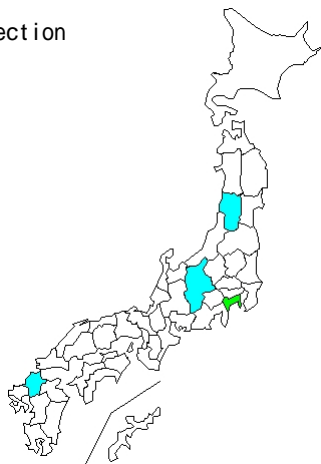


43W
(10/20-10/26)
9 cases



44W
(10/27-11/02)
3 cases

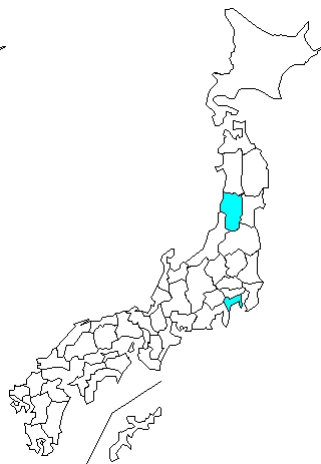
Reports of detection



45W
(11/03-11/09)
5 cases



46W
(11/10-11/16)
no case



47W
(11/17-11/23)
2 cases



48W
(11/24-11/30)
no case

Isolation/detection of group A coxsackievirus 16 by prefecture, 2008
(Infectious Agents Surveillance Report: Data based on the reports received before December 26, 2008 from public health institutes)

Reports of detection



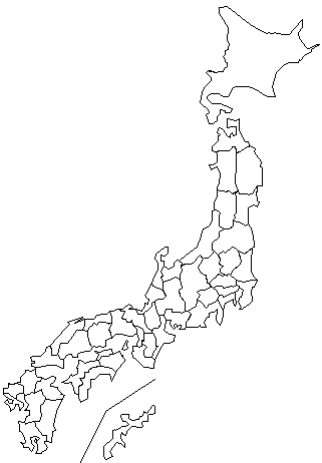
49W
(12/01-12/07)
no case



50W
(12/08-12/14)
no case



51W
(12/15-12/21)
no case



52W
(12/22-12/28)
no case